


City Council

The legislative decisions are made by the City Council, whose members are elected biennially, consisting of nine persons, two of whom are elected at-large, and one from each of the city's seven Wards. Actions by the Council are generally subject to the Mayor's veto, which may be overridden by a two-thirds vote of the Councilors. The Mayor serves as the presiding officer at Council meetings and serves as the Chair and a voting member of both the Finance Committee and Committee on Economic Development, Housing and Land Use. The City Council meets on the first and third Thursdays of each month, except in July and August (one meeting each month). The City Council has seven primary standing committees, two joint committees with the Board of Public Works and School Committee, and ad-hoc committees as required.



The City Council is an elected, representative branch of government responsible for legislative and constituent services.



The office of the City Council is located on the 2nd floor of City Hall. This office has agendas and minutes of City Council meetings, copies of Orders and Ordinances passed in City Council, and agendas and minutes of all 7 subcommittees of the City Council. This office has five years' worth of information available here. Prior years are all archived.

I am the "go to" person for all things regarding the City Council, and many of its subcommittees. Everything you want to know, I can answer or I can get the answer! Do you want to know the hot topics of City Council? Ask me! Do you want to know the votes of a particular Order or Resolution or Ordinance? Do you want to know where an Ordinance is in Committee? Do you have a question about City Council Rules and Procedures? Ask me! Do you have a claim for property damage or personal injury? Did your mailbox get hit and damaged in one of the many winter snowstorms? Come to me with your claim!

Mary L. Midura, City Council Clerk

Councilor David Narkewicz, Council President
Mary L. Midura, Clerk to the Council
210Main Street
T: 413.587.1210; F:413.587.1264

mmidura@northamptonma.gov

Staffing Proposal for FY2012

Position Title	Full or Part time	Annual Salary	Funding Source(s)	Budgeted FTE	Change from FY2011	Union affiliation
Clerk to the Council	Half Time, 20 hours	19,432	General fund, Enterprise funds	1.0		NAPEA
City Council President	Stipend	5,500	General fund, Enterprise funds	1.0		NR
City Councilors (8)	Stipend	5,000	General fund, Enterprise funds	n/a		NR

Where Our Funding Comes From

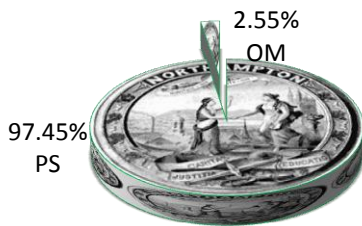
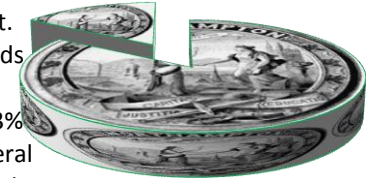
The annual budget of the City Council is supported through the General Fund and a charge to the Enterprise Fund.

15.7%

Ent. Funds

84.3%

General Fund



How We Spend Our Money

This chart shows how much of the annual budget of the City Council is spent on staff (PS) and Ordinary Maintenance (OM).

Some Accomplishments At A Glance

beyond our day-to-day operations

- A focus on improved service to residents, with a positive, helpful, attitude – the way I would want to be treated if I came into City Hall with a question, concern or claim.

The Year Ahead

- This office will be moving down the hall – hopefully by the time this budget book is printed – so that the Room 18 Hearing Room can be opened up for more space and light for meetings. This office will be smaller, more organized, and efficient, but just as friendly and accessible as ever!

CITY COUNCIL

	Actual FY 2010	Budget FY 2011	Budget FY 2012	\$ Change FY11-12	% Change FY11-12
<u>Appropriation by Major Object</u>					
Personal Services	60,669	62,335	64,932	2,597	4.2%
Ordinary Maintenance	333	400	1,700	1,300	325.0%
Other than Ordinary Maintenance	0	0	0	0	0.0%
Total	61,002	62,735	66,632	3,897	6.2%

Appropriation by Major Activity

Policy-Making/Legislation	43,834	45,500	45,500	0	0.0%
Council Services	16,835	16,835	19,432	2,597	15.4%
Governmental Relations	333	400	1,700	1,300	325.0%
Total	61,002	62,735	66,632	3,897	6.2%

Financing Plan

General Fund	50,952	52,685	56,166	3,481	6.6%
Enterprise Fund Charge to General Fund	10,050	10,050	10,466	416	4.1%
Total	61,002	62,735	66,632	3,897	6.2%

City Council

8 5 2 9 6 1 3 0 4 7

by the numbers

- 7** City Council subcommittees for which this office posts meeting notices, agendas and minutes
- 35** Damaged mailbox claims approved and compensated in the first 2 ½ months of 2011 ([mailbox damage claims are posted online here](#))
- 22** Regular City Council meetings posted each year, each with agendas and minutes prepared, distributed and archived
- 9** City Councilor mailboxes maintained in the City Council Clerk's office. Councilors may come by to pick up their mail during office hours or the Council Clerk will bring their mail to the next regularly scheduled City Council meeting.
- 250** Approximate number of pages of City Council Agendas and Minutes filed in one year (not including handouts, supporting documents or public comment)
- 66** Percent of City Councilors who receive their meeting Agendas and supporting documents solely electronically, eliminating the need to print and photocopy scores of pages each month
- 120+** People who receive the City Council agenda electronically prior to each meeting, including City Councilors, members of the press, and interested residents who can sign up to receive them through their email address ([to receive electronic copies of the agenda, email the city council clerk. Agendas are also always posted on the website](#))
- 5** Number of paper City Council packets (agenda and copies of all supporting documents) still produced prior to each Council meeting
- 272** Northampton residents signed up for the Pace Car program to date, which is administered through the City Council office ([for more information or to sign up for the PACE car program, visit www.northamptonma.gov/pacecar](#))