





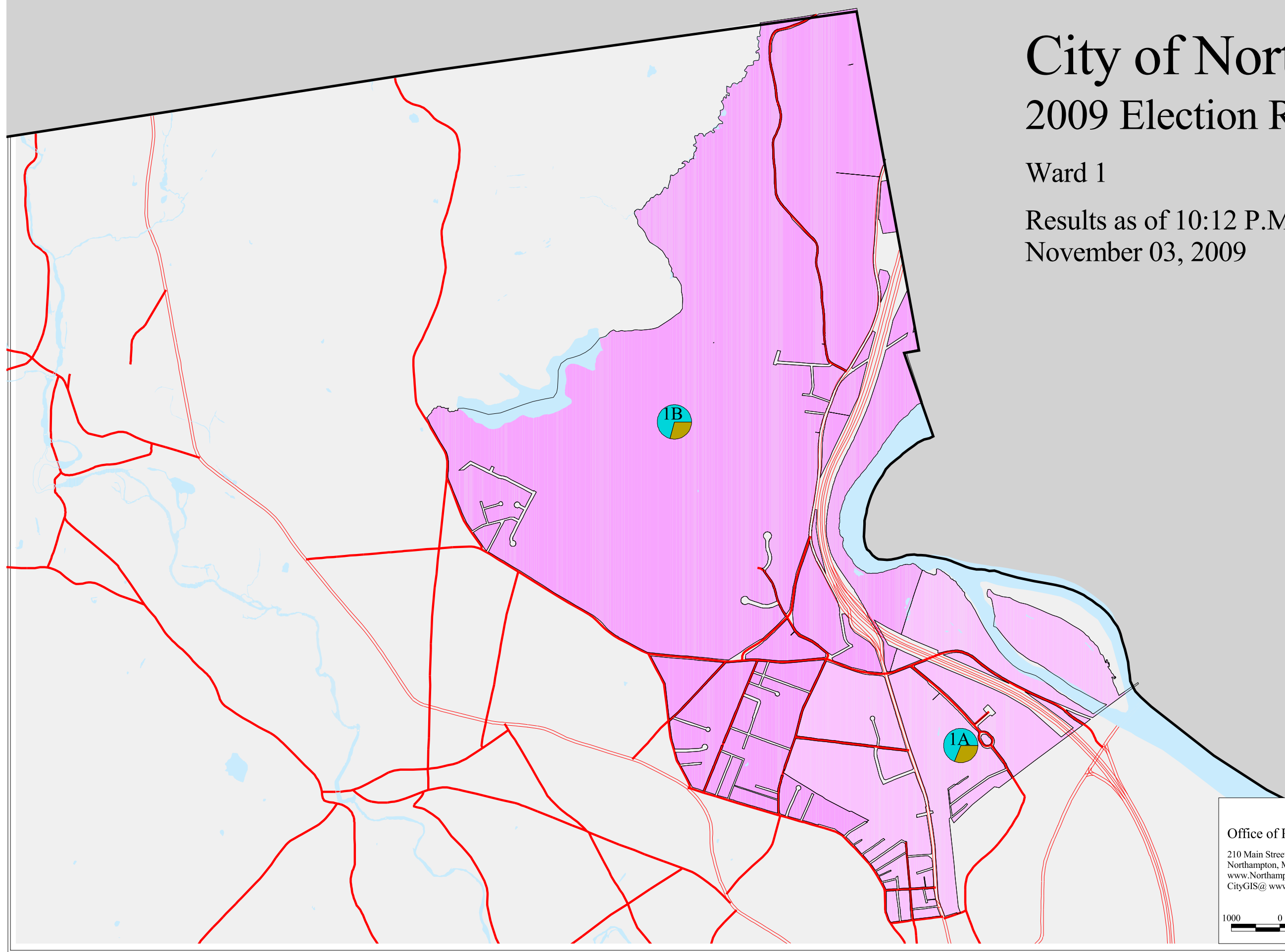
City of Northampton 2009 Election Results

Ward 1

Results as of 10:12 P.M.
November 03, 2009


Candidate	
	Carney
	Vidal-McNair

Voter Ward	
	1A
	1B




Office of Planning and Development

210 Main Street
Northampton, MA 01060
www.NorthamptonMA.gov/OPD
CityGIS@ www.NorthamptonMA.gov



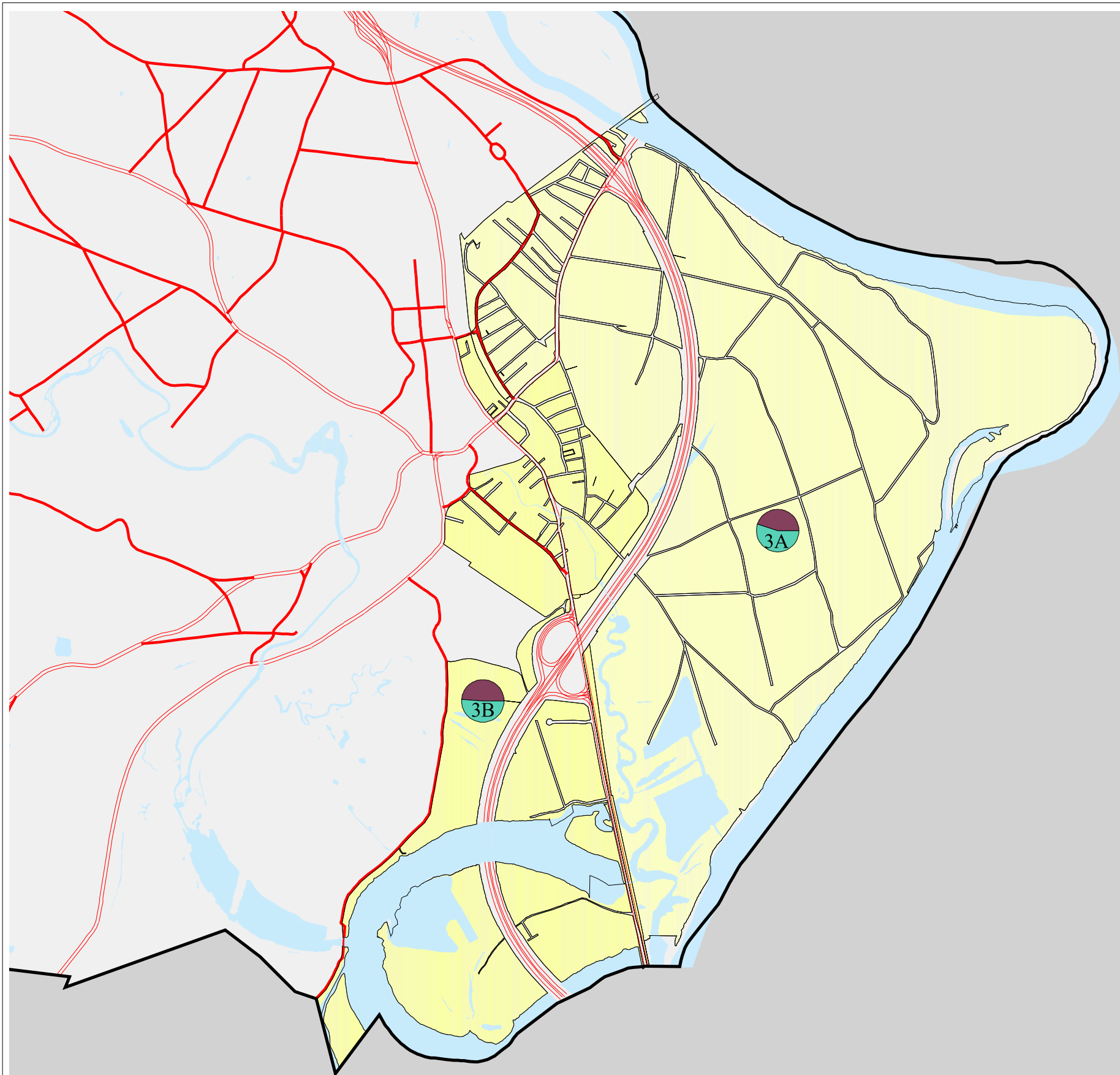
Date: 03-Nov-2009
Author: jt
Revision: 0
File: z:\projects\public\demographics\elections\2009\2009_election.apr







City of Northampton 2009 Election Results

Ward 3

Results as of 10:12 P.M.
November 03, 2009




Candidate	
	Reckman
	Plassmann


Voter Ward	
	3A
	3B

Office of Planning and Development

210 Main Street
Northampton, MA 01060
www.NorthamptonMA.gov/OPD
CityGIS@ www.NorthamptonMA.gov



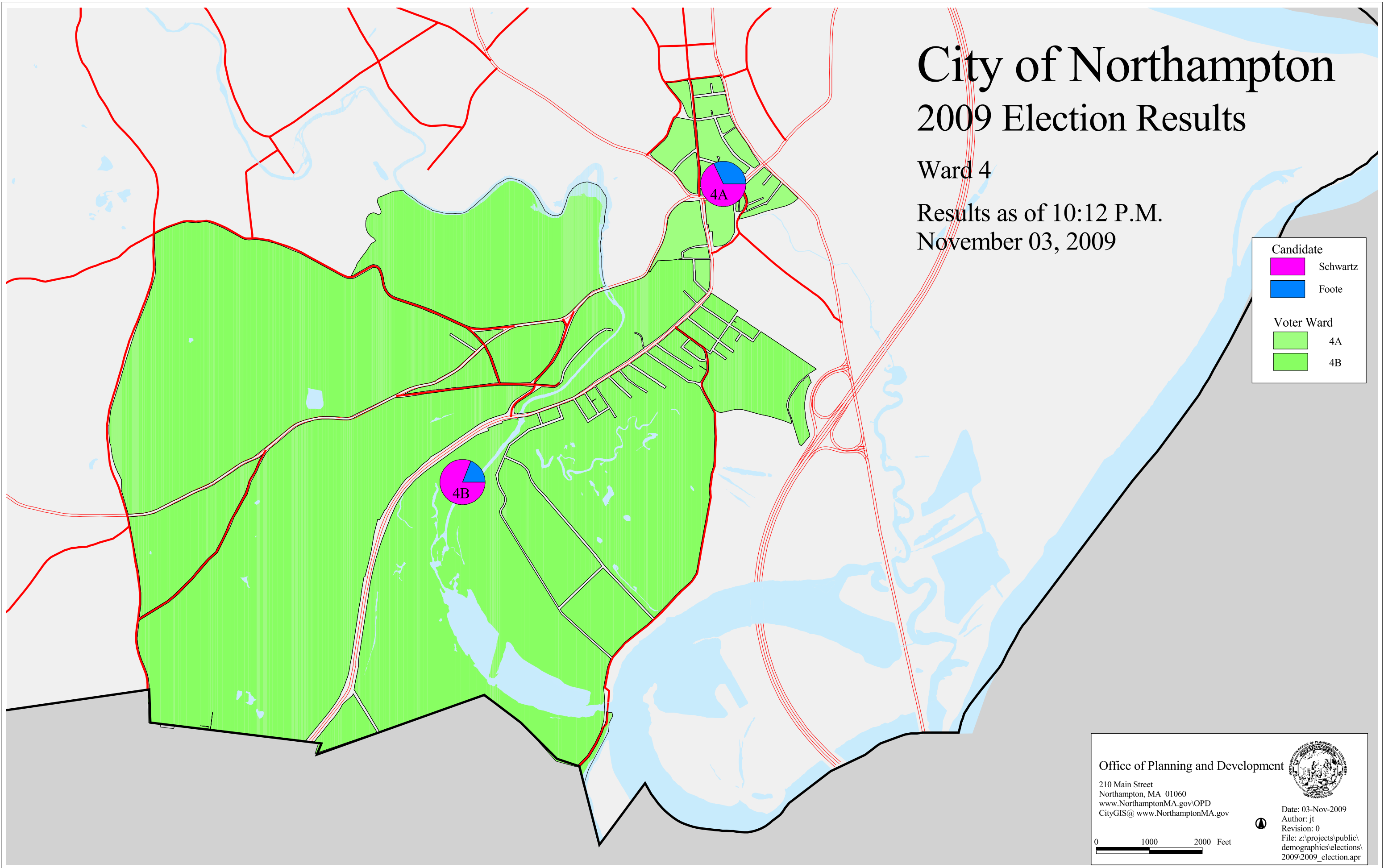

Date: 03-Nov-2009
Author: jt
Revision: 0
File: z:\projects\public\demographics\elections\2009\2009_election.apr



City of Northampton 2009 Election Results


Ward 4

Results as of 10:12 P.M.
November 03, 2009



Office of Planning and Development

210 Main Street
Northampton, MA 01060
www.NorthamptonMA.gov/OPD
CityGIS@ www.NorthamptonMA.gov





Date: 03-Nov-2009
Author: jt
Revision: 0
File: z:\projects\public\demographics\elections\2009\2009_election.apr



0 1000 2000 Feet

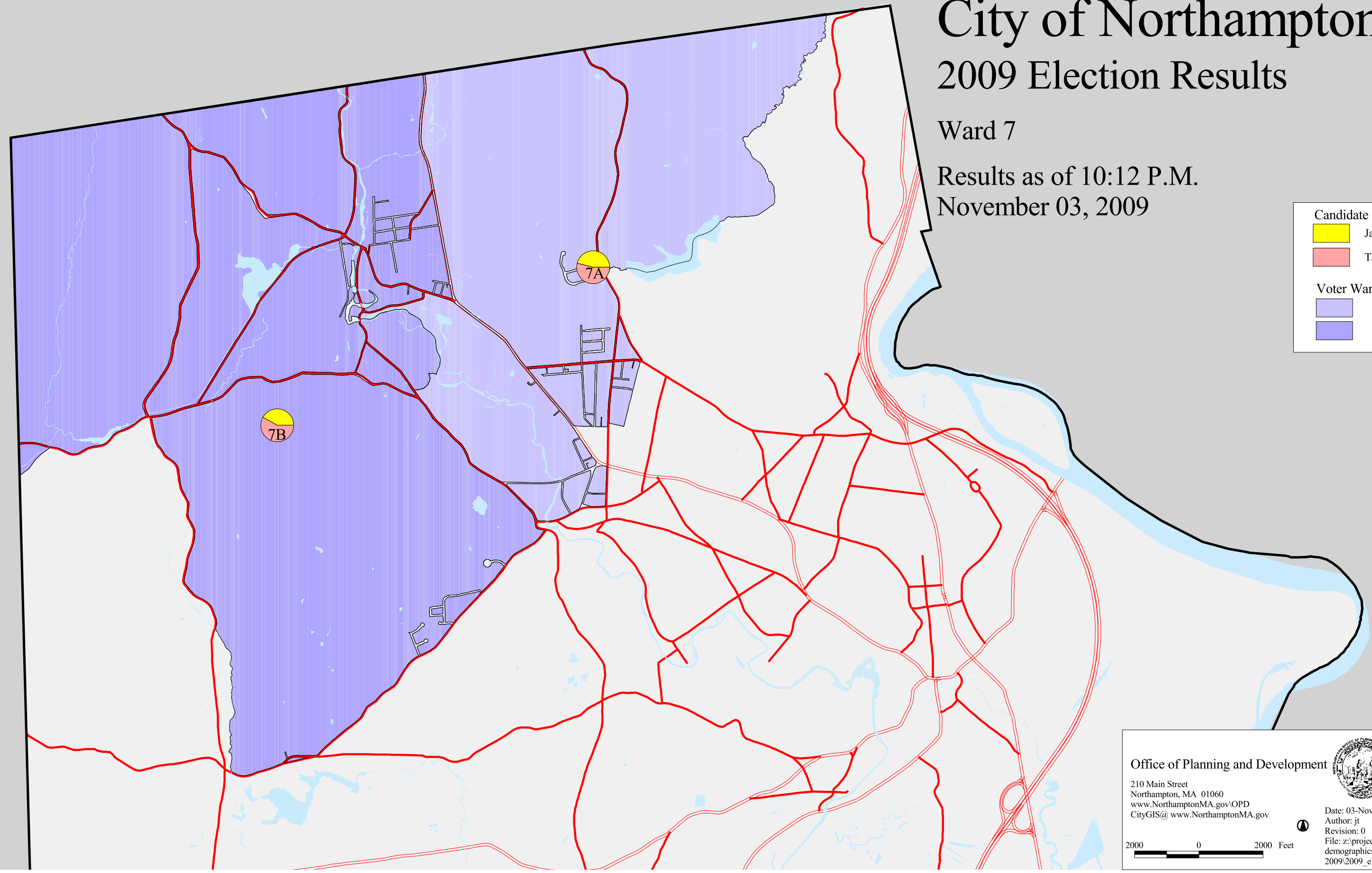
City of Northampton 2009 Election Results

Ward 7

Results as of 10:12 P.M.
November 03, 2009


Candidate	
	Jacobs
	Tacy

Voter Ward	
	7A
	7B



Office of Planning and Development

210 Main Street
Northampton, MA 01060
www.NorthamptonMA.gov/OPD
CityGIS@ www.NorthamptonMA.gov



Date: 03-Nov-2009
Author: jt
Revision: 0
File: z:\projects\public\demographics\elections\2009\2009_election.apr

2000 0 2000 Feet

Ward/Precinct				
CANDIDATE	1A	1B	TOTAL	%
Carney	254	599	853	70.09%
Vidal-McNair	114	250	364	29.91%
TOTAL	368	849	1217	100.00%
Ward/Precinct				
CANDIDATE	3A	3B	TOTAL	%
Reckman	275	233	508	46.86%
Plassmann	331	245	576	53.14%
TOTAL	606	478	1084	100.00%
Ward/Precinct				
CANDIDATE	4A	4B	TOTAL	%
Foote	81	136	217	22.65%
Schwartz	169	572	741	77.35%
TOTAL	250	708	958	100.00%
Ward/Precinct				
CANDIDATE	7A	7B	TOTAL	%
Jacobs	349	382	731	43.85%
Tacy	410	526	936	56.15%
TOTAL	759	908	1667	100.00%