

NORTHAMPTON, MA

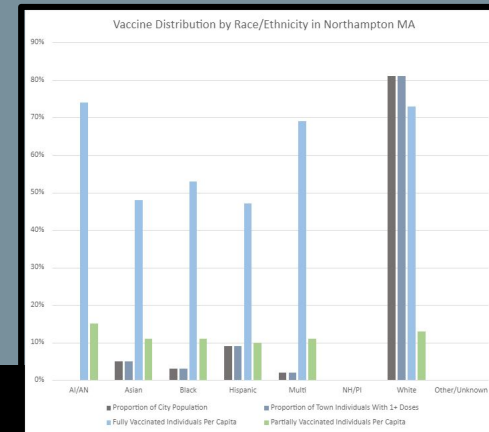
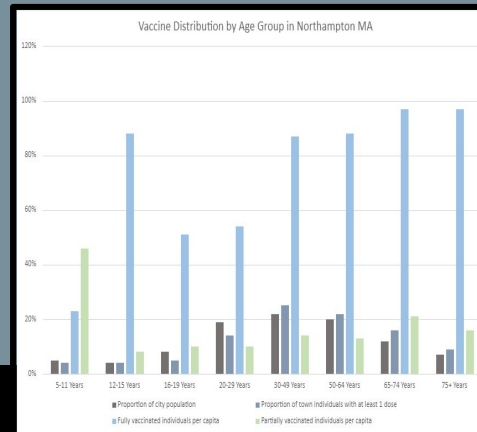
COVID-19 Vaccination

Dashboard

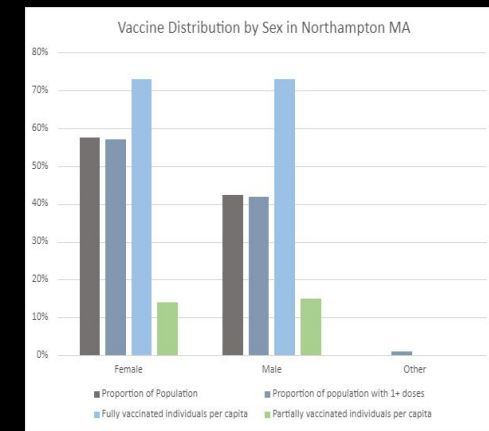
Population data retrieved from MDPH report.

Northampton clinic data retrieved from clinic software.

Updated 12/03/21.



| Northampton Regional Vaccination Site | |
|---------------------------------------|--------|
| Total Doses Given | 38,085 |
| Pfizer (12 years +) | 32220 |
| Pfizer (5-11 years) | 1327 |
| Janssen (J & J) | 1642 |
| Moderna | 2896 |



Percentage of population with at least 1 dose

89.8%

93% of Eligible Population

Total Vaccines Given at Northampton Regional Vaccination Site

38,085

Includes Primary Series and Booster Doses

Fully vaccinated individuals per capita

74.8%

77% of Eligible Population

Partially vaccinated individuals per capita

15%

15.5% of Eligible Population